



DIP Switch Positions - Series II DB-1

as viewed from the rear of the unit, looking down into the battery compartment with the MIDI jacks towards you

one DB-1 controlling both manuals

two DB-1s - one for each manual



special



Electro / Electro 2 / Electro 3 / Electro 4

down-down-down


MIDI channel is set automatically



Stage / Stage EX / Stage 2

down-down-up


MIDI channel(s) must be programmed in Learn mode



C1 / C2

down-up-down

MIDI channels must be programmed in Learn mode



each manual for C1 / C2 upper for Electro / Electro 2 / 3 / 4

down-up-up



MIDI channel must be programmed in Learn mode



lower manual for Electro / 2 / 3 / 4

up-down-down



MIDI channel must be programmed in Learn mode



Stage / Stage EX / Stage 2

up-down-up

MIDI channel must be programmed in Learn mode



GSi VB3 / Jupiter / Kronos / Kurzweil Hammond-Suzuki / other

up-up-up

MIDI channel, polarity, and Control Change number are programmed via Configurator App